

Appendix D- Site Overlay with HS2 Restoration Plans

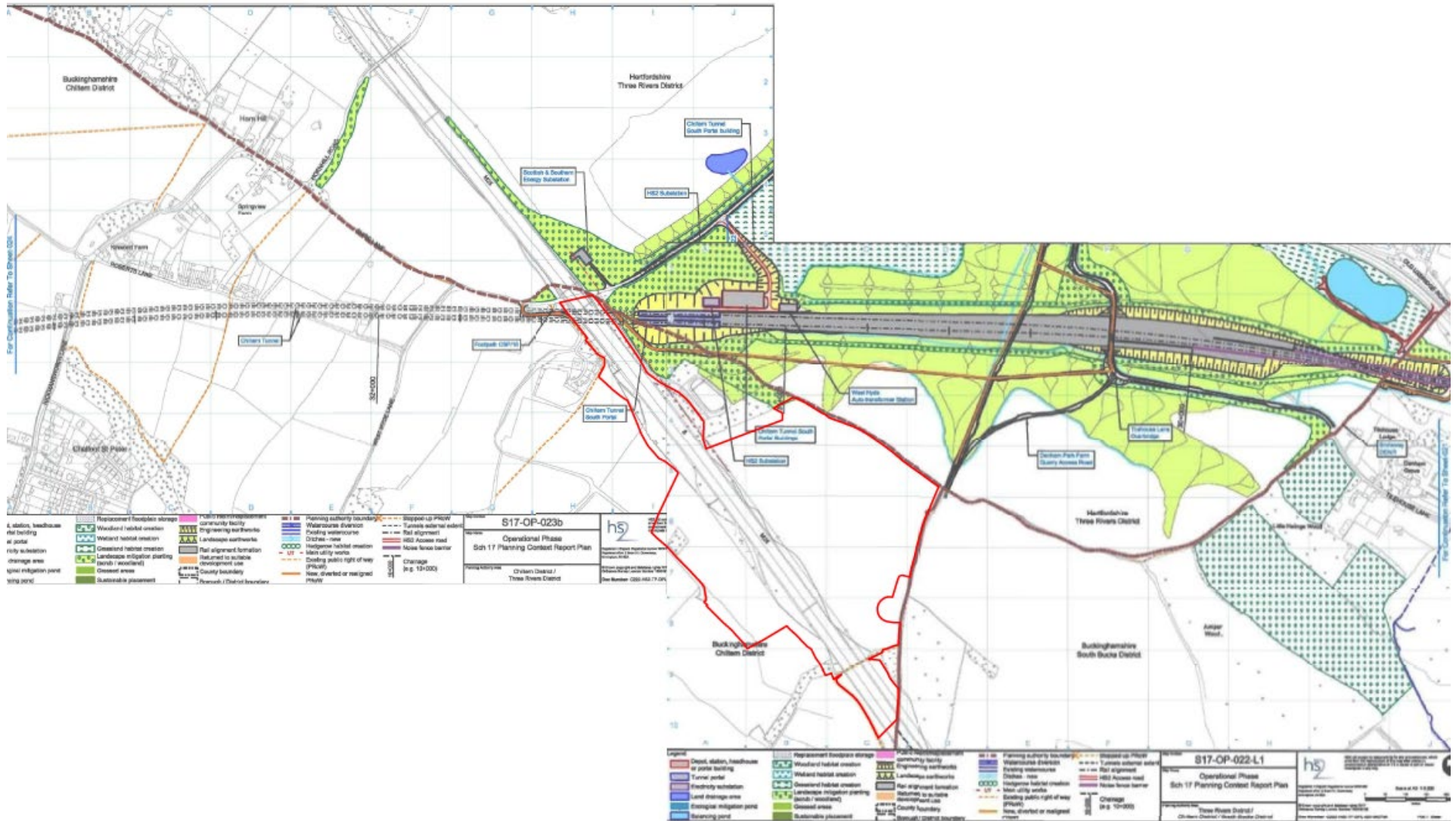
Aerial showing HS2 Construction works

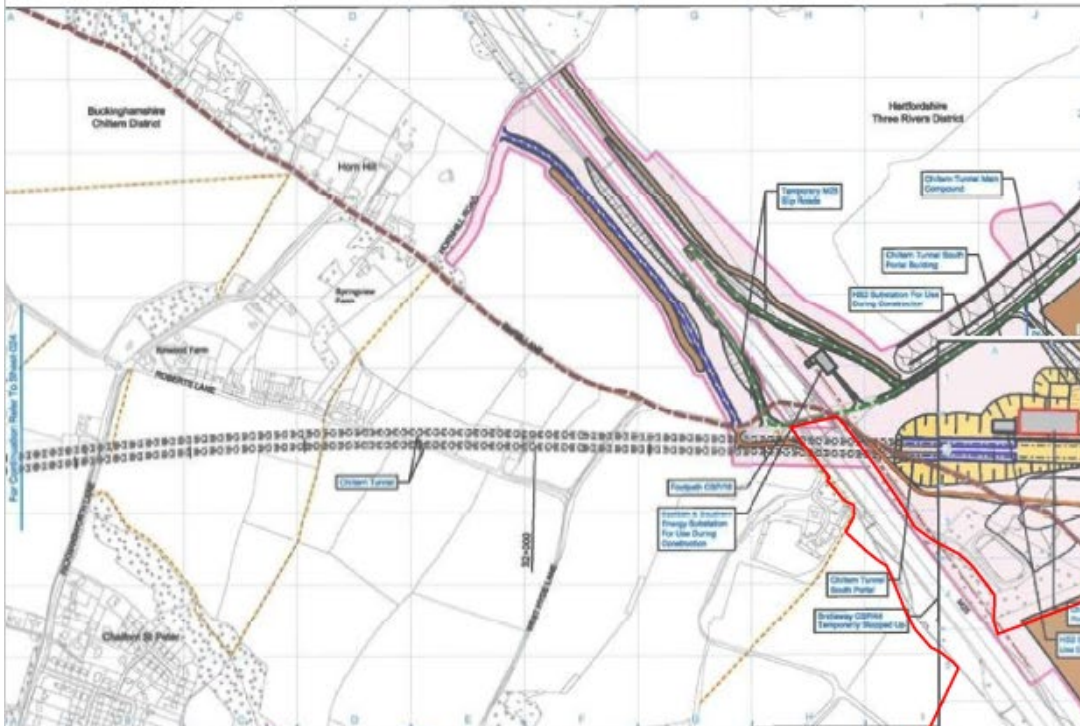
HS2 operation with site overlay

HS2 construction with site overlay

Present Aerial View



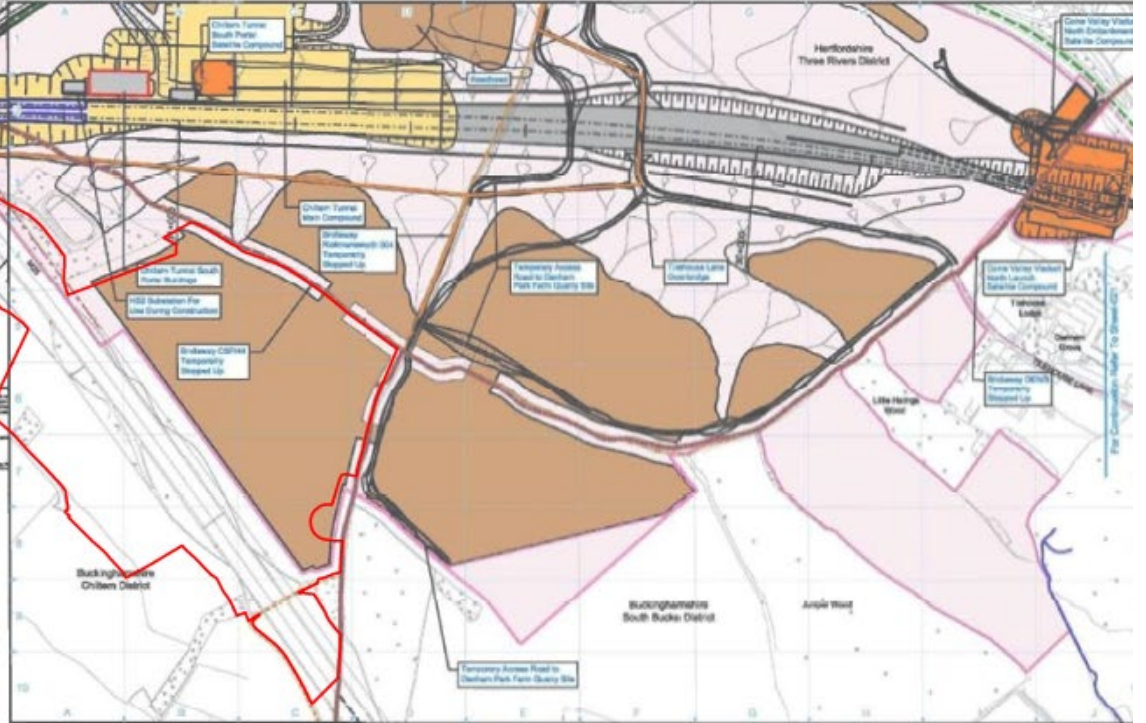




S17-CP-023b
Construction Phase
Site 17 Planning Consent Report Plan

h5

<ul style="list-style-type: none"> Rel alignment formation Chapel, station, house/office or public building Main construction compound Safe site construction compound Temporary material storage 	<ul style="list-style-type: none"> Temporary replacement community facility Planning authority boundary Engineering workface County boundary Borough / District boundary 	<ul style="list-style-type: none"> Max. diverted or realigned PHW Staged-up PHW Temporary PHW diversion / realignment Temporary highway 	<ul style="list-style-type: none"> Change (1:10-100) Rel alignment
--	---	---	--



S17-CP-022-L1
Construction Phase
Site 17 Planning Consent Report Plan


h5

<ul style="list-style-type: none"> Chapel, station, house/office or public building Main construction compound Safe site construction compound Temporary material storage 	<ul style="list-style-type: none"> Rel alignment formation Landscape workface Engineering workface County boundary Borough / District boundary Land potentially reserved during construction 	<ul style="list-style-type: none"> Temporary replacement community facility Planning authority boundary Existing workface Temporary external access Construction traffic route Existing public right of way (PHW) 	<ul style="list-style-type: none"> Max. diverted or realigned PHW Staged-up PHW Temporary PHW diversion / realignment Temporary highway Temporary diversion / realignment High utility walls 	<ul style="list-style-type: none"> Change (1:10-100) Rel alignment
---	--	---	--	--

Scale of 1:1000

Three Rivers District / Chiltern District / Hertfordshire District



- 
1. An aerial view of the South Portal construction site of the Chilterns Tunnel.
 2. Buttresses will support the tunnel entrance roof.
 3. Preparing the tunnel boring machine launch pad.